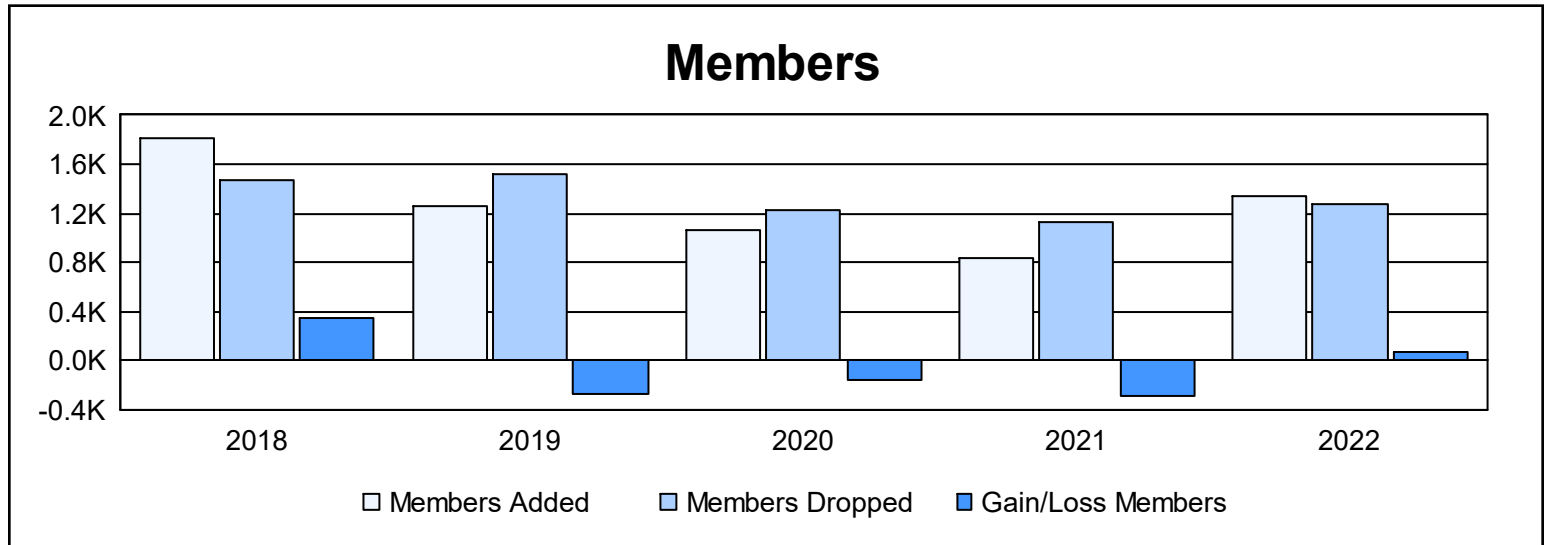
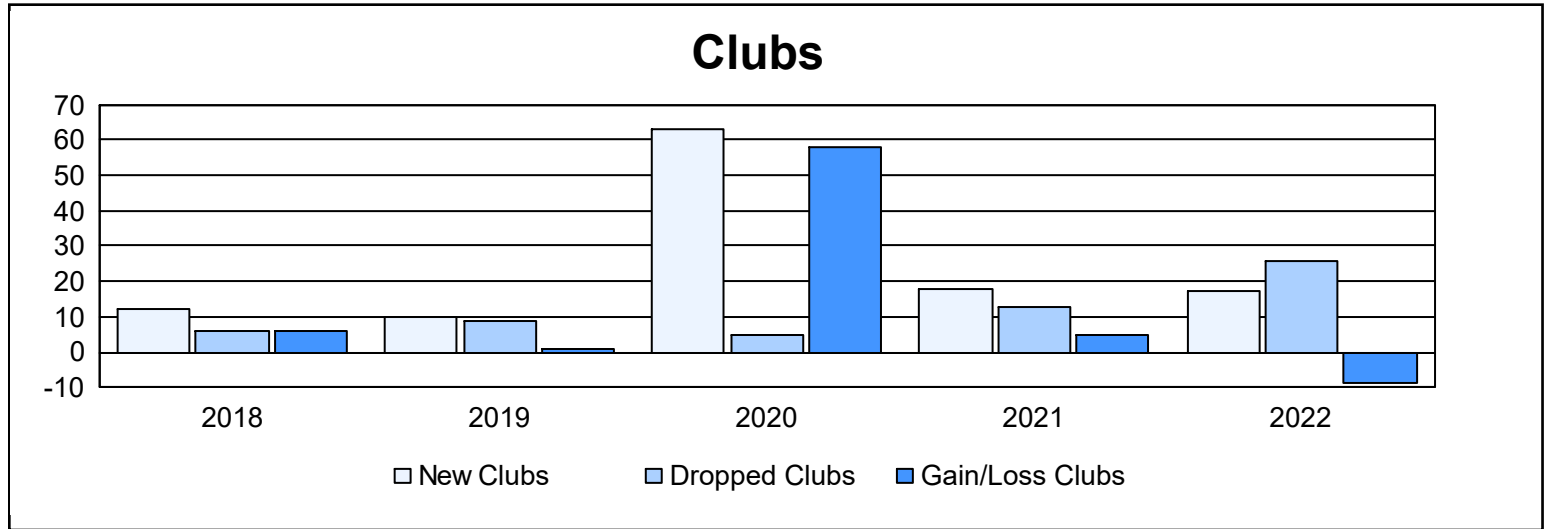
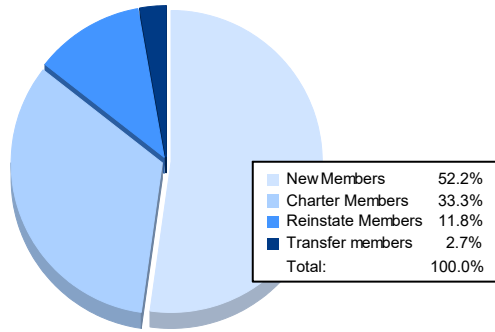


Year	New Clubs	Dropped Clubs	Gain/ Loss Clubs	New Members	Charter Members	Reinstate Members	Transfer Members	Total Member Added	Total Members Dropped	Gain/ Loss Members
2017-2018	12	6	6	1,107	492	207	6	1,812	1,473	339
2018-2019	10	9	1	613	328	303	15	1,259	1,525	-266
2019-2020	63	5	58	322	551	179	15	1,067	1,223	-156
2020-2021	18	13	5	481	215	111	27	834	1,130	-296
2021-2022	17	26	-9	698	445	158	36	1,337	1,268	69
Average	24	12	12	644	406	192	20	1,262	1,324	-62



Membership Composition June 2022 Cumulative



Gender Composition June 2022 Cumulative

